




## Legend

### ANSI

-  ANSI, Earth Life Science
-  ANSI, Earth Science
-  ANSI, Life Science

### Other Wetlands

### Significant Valleylands

### Significant Woodlands

### Large Scale Roads

-  Provincial Highway
-  County Road
-  Township Road
-  Seasonal Road

### Parcels - Current

### Grey County Boundary

## Notes

Roll Number: 420522000207200  
 Primary Address: 324166 THE GLEN ROAD  
 Legal description: CON 1 SDR PT LOTS 26 TO 30  
 Property use: Land owned by a non-farmer improved with a non-farm residence with a

889 0 444 889 Meters

